

THE KIDS' CANCER PROJECT

FY2023 Financial Statement



**THE KIDS'
CANCER
PROJECT**

The Kids' Cancer Project

ABN 13 061 138 181

Annual Report - 30 June 2023

**The Kids' Cancer Project
Responsible Persons' report
30 June 2023**

The Responsible Persons present their report, together with the financial statements, on the Company for the year ended 30 June 2023.

Responsible Persons

The following persons were Responsible Persons of the Company during the whole of the financial year and up to the date of this report, unless otherwise stated:

Nigel Everard
Colin Reynolds OAM (Founder)
Simmons Reynolds
Richard Caldwell
Cathryn Prowse
Sue Anderson
Debra Singh
Jessica Glew
Kazuma Naito (Chair)
Timothy Blair
Timothy Rose (appointed 27/06/2023)

Principal activities

The Company is established for the public charitable objects that the directors decide having regard to the recommendations of any advisory committee the directors establish. This includes (to the extent they are charitable), but not limited to, funding medical equipment, advocacy and supporting research programs into childhood cancer, clinical trials, survivorship and related research.

Review of Performance

The Company returned a deficit in the year of \$609,093 (2022: Surplus \$472,179).

The key financial objective for The Kids' Cancer Project is a continued investment in high quality research that provides the greatest opportunity to find improved treatments and survival for children with cancer. Over the last sixteen years, the total committed investment in research has been more than \$70 million including \$3.34 million for the year ending 30 June 2023.

This past financial year saw the continued transition of our fundraising activities for our donors that provide for greater efficiency and therefore a greater relative contribution to research. The continued year on year improvement in gross margins seen in previous years, did not materialise in FY2023 which was two per cent lower compared with FY2022 with margins decreasing from 68 per cent in the previous financial year to 66 per cent. Due to challenges in the current economic environment, this was most evident in merchandise and community fundraising events, noting significant gross margin improvement was achieved in some income streams through an increase in high impact donations including regular giving, campaigns, and corporate partnerships. We continue to work on our cost base as we complete this transition.

The operating deficit in FY2023 was \$609,093, compared with an operating surplus of \$472,179 in FY2022. The operating deficit being approximately 7 percent of total revenue. This arose primarily due to an increased commitment to research funding of \$329,176 compared with the previous year, the absence of any government support (\$150,228 of Job Keeper support was received in FY2022) and reduced support for community fundraising events, in particular The Better Challenge. The current financial year, however, saw a stronger fundraising performance in regular giving and the benefits of a continued investment in staff capacity and capability particularly in the areas of digital marketing, data management and fundraising activities which have a focus on future growth opportunities.

Management will continue to review and explore opportunities for improved fundraising performance and are committed to the continuing transition to higher yielding fundraising programs.

During the year The Kids' Cancer Project accumulated reserve reduced by \$609,093 (2022: increased by \$472,179).

**The Kids' Cancer Project
Responsible Persons' report
30 June 2023**

	2023 \$	2022 \$
Income	8,819,514	9,585,334
Expense	<u>(6,094,431)</u>	<u>(6,108,155)</u>
Surplus Available for Research	<u>2,725,083</u>	<u>3,477,179</u>
Research Funding & Governance	<u>(3,334,176)</u>	<u>(3,005,000)</u>
Surplus / (deficit) for the year	<u><u>(609,093)</u></u>	<u><u>472,179</u></u>

In the year to 30 June 2023 The Kids' Cancer Project has designated (budgeted) \$3.33m to fund research projects throughout Australia.

Contributions on winding up

In the event of the company being wound up, ordinary members are required to contribute a maximum of \$100 each.

The total amount that members of the company are liable to contribute if the company is wound up is \$1,000, based on 10 current ordinary members (2022: 10).

Information on the Responsible Persons

Our Board of Responsible Persons is responsible for The Kids' Cancer Project overall performance and compliance, providing strategic direction, effective governance and leadership.

The particulars of the qualifications, experience and special responsibilities of each directors who held office at any time during the year are as follows:

Nigel Everard CPA, BCom, Grad Cert (Mgmt.), MBA

Nigel is Regional President APAC at the largest inflight global catering company in the world. Prior to this he was the Managing Director and Director of Operations Oceania. He has been CFO of a leading Australian quick service restaurant business. Throughout his 20-year career, he has held senior positions in operations, general management, finance, strategy, and business improvement. Nigel has been deployed in Australia, Asia and Europe working in various industries including automotive, aviation, quick service restaurants and the not-for-profit sectors.

Col Reynolds OAM, Founder

Col's contribution to the lives of children with cancer was officially recognised with an Order of Australia in 2000. Before founding the charity, Col was a tourist coach driver. He dedicated 30 years of his life to his profession, during which time he looked after many high-profile clients including US Secret Service agents and members of the Papal visit of Pope John Paul II.

Simmons Reynolds BCom

Simmons is a founding member of The Kids' Cancer Project Board. She is a Communications Officer in the Australian Defence Force with 20 years of experience in command leadership, and management of military teams in Australia and overseas. Earlier in her career, Simmons spent nine years working in the fast-moving consumer goods sector holding positions in marketing, national account management and category development for blue chip multinationals Unilever Australasia and Nestlé. Simmons has a Bachelor of Commerce in Marketing and Management, a Master of Military and Defence Studies and a Master of Human Resource Management.

Richard Caldow BCom (Finance and Accounting)

Richard has worked as a stockbroker, corporate finance and funds management advisor since 1992. Prior to this he worked in chartered accounting with roles at Ernst & Young and Arthur Andersen. Richard's son Archie was diagnosed with high-risk neuroblastoma at just three years of age. Archie is now living with cancer and attending primary school.

Sue Anderson BBus, EBMA

Sue is a Director of Co Squared a Management Consultant Firm specialising in applied innovation. Her work is focused on transformation in government, property, and broad business sectors. Sue discovered the importance of research into childhood cancer when her daughter Audrey was diagnosed with an inoperable brain tumour at age five. Audrey is now finding her way in high school and life with a positive outlook.

**The Kids' Cancer Project
Responsible Persons' report
30 June 2023**

Debra Singh

Debra was the Group CEO Household Goods for Greenlit Brands overseeing Fantastic Furniture, Plush, OMF and Freedom, and was also an Executive Director on the Board until March 2020 when she transitioned to Board roles. She has more than 30 years' experience in General Management, Retail Operations, Organisational Design, Human Resources and Change Management. Prior to this, Debra had a career with Woolworths spanning more than a decade during which she was the first female to lead a trading division. Debra is the Chair of ASX listed G8 Education and Non-Executive Director of ASX listed Shaver Shop Group. Debra is also a member of CEW – Chief Executive Women and MAICD.

Cathryn Prowse

Cathryn is a law firm partner at Colin Biggers & Paisley practising both insurance and employment law. She is in the 2018-2023 editions of The Best Lawyers in Australia in the field of insurance law for her work acting on behalf of professionals and entities facing negligence claims. In the employment space, she acts for employers in unfair dismissal, general protection, discrimination, underpayment OH&S and other workplace-related claims.

Jessica Glew

Jessie is Joint Managing Director and Chief Operating Officer (COO) for the BlackWall Limited (ASX:BWF). Jessie has been with BlackWall since early 2011 and has a strong background in and passion for the property industry. For the past 13 years, Jessie has specialised in working with distressed properties and spaces, and the operations of the WOTSO Property business, the largest fund that BWF manages. Jessie holds a Bachelor's degree in International Communication from Macquarie University and a NSW Real Estate License.

Kazuma Naito (Chair)

Kaz Naito most recently served as a Managing Director and the Head of Sales and Marketing for J.P.Morgan Australia and New Zealand for their Markets and Custody businesses. He also served on the Board of J.P.Morgan Securities Australia Limited. Prior to assuming this Australasian role in August 2019, Kaz was the J.P.Morgan Asia Pacific Head of Sales and Trading for the Prime Finance business based in Hong Kong. Kazuma was also a member of J.P.Morgan Global Prime Finance Management Team as well as the Asia-Pacific Sales and Marketing Management team. He also served J.P.Morgan as a Responsible Officer with the Hong Kong Securities and Futures Commission and as an Executive Officer with the Hong Kong Monetary Authority. Prior to his 10 year career at J.P.Morgan, Kaz spent over 15 years working for Goldman Sachs in Hong Kong, London and Tokyo in their Equity Derivatives business. Kaz received a L.L.B from Keio University in Japan. Kaz lives with his wife, Catherine, and their four children on Sydney's Northern Beaches.

Timothy Blair

Tim Blair is founder of the Run for Kids Foundation, a philanthropic venture he started in 1994 after a diagnosis of epilepsy. Over the years, Tim has channelled his personal desire to be fitter and healthier into a way to raise awareness and funds for children with cancer. He believes kids are the biggest asset this world has and does all he can to enable them to be the best versions of themselves.

Timothy Rose (Appointed 27/06/2023)

Tim Rose is the Director of Sales for Nine Plus (ASX: NEC). Nine Plus is a national sales team within Australia's largest media organisation, producing television, radio, print and digital advertising campaigns for thousands of businesses every year. Tim has 25 years of media, marketing and advertising experience, through his roles at APN Outdoor, WME-IMG, Huawei and Nine. Tim has a BA in Media from Macquarie University, and he lives in Mosman with his wife Toula, and his two young children. He is passionate about travel, technology, Rugby Union and taking his family to the beach.

**The Kids' Cancer Project
Responsible Persons' report
30 June 2023**

Meetings of Responsible Persons

The number of meetings of the Company's Board of Responsible Persons ('the Board') held during the year ended 30 June 2023, and the number of meetings attended by each Responsible Person were:

	Full Board Attended	Full Board Eligible
Colin Reynolds	6	6
Sue Anderson	6	6
Richard Caldwell	2	6
Nigel Everard	5	6
Simmons Reynolds	6	6
Debra Singh	4	6
Cathryn Prowse	5	6
Jessica Glew	6	6
Kazuma Naito	6	6
Timothy Blair	2	6
Timothy Rose	1	1

Held: represents the number of meetings held during the time the Responsible Person held office.

Key Management Personnel Compensation

	Short Term Benefits \$	Post- Employment Benefits \$	Other Long- Term Benefits \$	Termination Benefits \$	Total \$
2023 Total Compensation	554,399	63,403	39,098	-	656,900
2022 Total Compensation	588,734	55,153	43,379	-	687,266

Purpose and Objectives

The Company has a single mission: to cure kids' cancer. We know that the only way to cure childhood cancer is through medical research. To that end we select and fund researchers without geographical or institutional barriers.

Childhood cancer claims the lives of more children in Australia than any other disease. Although 80% of children survive childhood cancer, two of the most common childhood cancers, neuroblastoma and brain tumours, still take half of the children they affect.

By supporting world-class research, we aim to make kids' cancer history.

We are committed to understanding the questions that a family asks when their child is newly diagnosed and have used this awareness to guide our priorities for a cure. They are:

- Discovering new treatments
- Developing safer treatments and understanding the long-term side effects on health of current treatments
- Increasing capabilities by playing a key role in research infrastructure, collaboration and succession planning
- Understanding childhood cancer by ensuring that the outcomes for Australian children is world-class
- The Kids' Cancer Project has defined a child as 0-18. We wish that future research projects take adolescents and young adults into consideration
- Understanding the causes of childhood cancer
- Advocate for equality in access to care
- Advocate for hospital facilities and clinical trial participation to be a priority for the Australian government

The Company is guided by eminent medical and research experts who form our international Research Advisory Committee.


**The Kids' Cancer Project
Responsible Persons' report
30 June 2023**

On behalf of the Responsible Persons



Nigel Everard
Director

13 November 2023




Kazuma Naito
Chair

The Kids' Cancer Project
Responsible Persons' declaration
30 June 2023

In the Responsible Persons' opinion:

- the attached financial statements and notes comply with the Accounting Standards, the Australian Charities and Not-for-profits Commission Act 2012 and New South Wales legislation the Charitable Fundraising Act 1991 and associated regulations, the Corporations Regulations 2001 and other mandatory professional reporting requirements;
- the attached financial statements and notes give a true and fair view of the Company's financial position as at 30 June 2023 and of its performance for the financial year ended on that date; and
- there are reasonable grounds to believe that the Company will be able to pay its debts as and when they become due and payable.

On behalf of the Responsible Persons



Nigel Everard
Director



Kazuma Naito
Chair

13 November 2023

**The Kids' Cancer Project
Declaration by the Chief Executive Officer
30 June 2023**

Declaration by the Chief Executive Officer in respect of fundraising appeals pursuant to Section 7(5) of the Charitable Fundraising Act 1991 – Regulations

I, Owen Finegan, Chief Executive Officer of The Kids' Cancer Project declare, in my opinion:

- The financial report gives a true and fair view of all income and expenditure of the Company with respect to fundraising appeals, for the financial year ended 30 June 2023;
- The statement of financial position gives a true and fair view of the state of affairs with respect to fundraising appeals, as at 30 June 2023;
- The provisions of the Charitable Fundraising Act 1991 and the Regulations and the conditions attached to the authority have been complied with for the period 1 July 2022 to 30 June 2023; and
- The internal controls exercised by the Company are appropriate and effective in accounting for all income received.

It is not always practicable for the Company to establish accounting control over all sources of fundraising activities prior to receipt of the funds by employees of the Company.



Owen Finegan
Chief Executive Officer

13 November 2023

The Kids' Cancer Project
Contents
30 June 2023

Statement of profit or loss and other comprehensive income	9
Statement of financial position	10
Statement of changes in equity	11
Statement of cash flows	12
Notes to the financial statements	13
Independent auditor's report to the members of The Kids' Cancer Project	28

General information

The financial statements cover The Kids' Cancer Project as an individual entity. The financial statements are presented in Australian dollars, which is The Kids' Cancer Project's functional and presentation currency.

The Kids' Cancer Project is a not-for-profit unlisted public company limited by guarantee, incorporated and domiciled in Australia. Its registered office and principal place of business is:

Level 1
789 Botany Road
Rosebery NSW 2018

A description of the nature of the Company's operations and its principal activities are included in the Responsible Persons' report, which is not part of the financial statements.

The financial statements were authorised for issue, in accordance with a resolution of Responsible Persons, on 26 October 2023. The Responsible Persons have the power to amend and reissue the financial statements.

The Kids' Cancer Project
Statement of profit or loss and other comprehensive income
For the year ended 30 June 2023

	Note	2023 \$	2022 \$
Revenue			
Donations	17	7,760,453	7,810,334
Merchandise	17	959,547	1,264,442
Raffles	17	70,123	310,314
		<u>8,790,123</u>	<u>9,385,090</u>
Interest income		29,391	1,016
Other income		-	49,000
Government grants		-	150,228
		<u>29,391</u>	<u>200,244</u>
Total revenue		<u>8,819,514</u>	<u>9,585,334</u>
Expenses			
Fundraising expense		(2,954,070)	(3,024,421)
Research funding & governance expense	18	(3,334,176)	(3,005,000)
Employee expenses		(2,132,243)	(1,845,887)
Depreciation & amortisation expense		(387,841)	(389,944)
Other expenses	3	(620,277)	(847,903)
Total expenses		<u>(9,428,607)</u>	<u>(9,113,155)</u>
Surplus/(deficit) before income tax expense		(609,093)	472,179
Income tax expense		-	-
Surplus/(deficit) after income tax expense for the year attributable to the members of The Kids' Cancer Project	16	(609,093)	472,179
Other comprehensive income for the year, net of tax		-	-
Total comprehensive income for the year attributable to the members of The Kids' Cancer Project		<u>(609,093)</u>	<u>472,179</u>

During the year we reclassified certain advocacy activities from operating expenses to research recognising the important role that The Kids Cancer Projects plays in advocating for more research into childhood cancer across governments and other organisations.

The above statement of profit or loss and other comprehensive income should be read in conjunction with the accompanying notes

The Kids' Cancer Project
Statement of financial position
As at 30 June 2023

	Note	2023 \$	2022 \$
Assets			
Current assets			
Cash and cash equivalents	4	3,484,241	3,785,355
Trade and other receivables	5	22,882	139,305
Other assets	6	430,922	650,568
Inventories	7	61,592	77,657
Total current assets		<u>3,999,637</u>	<u>4,652,885</u>
Non-current assets			
Property, plant and equipment	8	160,712	193,204
Right-of-use assets	9	711,576	978,418
Intangibles	10	191,424	264,958
Total non-current assets		<u>1,063,712</u>	<u>1,436,580</u>
Total assets		<u>5,063,349</u>	<u>6,089,465</u>
Liabilities			
Current liabilities			
Trade and other payables	11	1,890,535	2,067,904
Lease liabilities	12	284,725	260,662
Employee benefits	13	243,872	209,560
Deferred revenue		88,939	123,939
Total current liabilities		<u>2,508,071</u>	<u>2,662,065</u>
Non-current liabilities			
Lease liabilities	14	527,827	814,499
Employee benefits	15	70,437	46,794
Total non-current liabilities		<u>598,264</u>	<u>861,293</u>
Total liabilities		<u>3,106,335</u>	<u>3,523,358</u>
Net assets		<u>1,957,014</u>	<u>2,566,107</u>
Equity			
Retained surpluses	16	1,957,014	2,566,107
Total equity		<u>1,957,014</u>	<u>2,566,107</u>

The above statement of financial position should be read in conjunction with the accompanying notes

The Kids' Cancer Project
Statement of changes in equity
For the year ended 30 June 2023

	Retained profits \$	Total equity \$
Balance at 1 July 2021	2,093,928	2,093,928
Surplus after income tax expense for the year	472,179	472,179
Other comprehensive income for the year, net of tax	-	-
Total comprehensive income for the year	<u>472,179</u>	<u>472,179</u>
Balance at 30 June 2022	<u>2,566,107</u>	<u>2,566,107</u>
	Retained profits \$	Total equity \$
Balance at 1 July 2022	2,566,107	2,566,107
Deficit after income tax expense for the year	(609,093)	(609,093)
Other comprehensive income for the year, net of tax	-	-
Total comprehensive income for the year	<u>(609,093)</u>	<u>(609,093)</u>
Balance at 30 June 2023	<u>1,957,014</u>	<u>1,957,014</u>

The above statement of changes in equity should be read in conjunction with the accompanying notes

The Kids' Cancer Project
Statement of cash flows
For the year ended 30 June 2023

	Note	2023	2022
		\$	\$
Cash flows from operating activities			
Receipts from operations (inclusive of GST)		8,891,444	9,397,726
Payments for operations (inclusive of GST)		(5,384,619)	(5,302,017)
Payments for research (inclusive of GST)		(3,539,851)	(2,629,712)
Interest received		29,391	1,016
Receipts from government grants		-	150,228
		<u> </u>	<u> </u>
Net cash from/(used in) operating activities	24	(3,635)	1,617,241
Cash flows from investing activities			
Payments for property, plant and equipment	8	(29,278)	(3,232)
Payments for intangibles	10	(5,592)	(99,591)
Proceeds on disposal of property, plant and equipment		-	13,000
		<u> </u>	<u> </u>
Net cash used in investing activities		(34,870)	(89,823)
Cash flows from financing activities			
Repayment of lease liabilities		(262,609)	(239,204)
		<u> </u>	<u> </u>
Net cash used in financing activities		(262,609)	(239,204)
Net increase/(decrease) in cash and cash equivalents		(301,114)	1,288,214
Cash and cash equivalents at the beginning of the financial year		3,785,355	2,497,141
		<u> </u>	<u> </u>
Cash and cash equivalents at the end of the financial year	4	<u>3,484,241</u>	<u>3,785,355</u>

The above statement of cash flows should be read in conjunction with the accompanying notes

The Kids' Cancer Project
Notes to the financial statements
30 June 2023

Note 1. Significant accounting policies

The principal accounting policies adopted in the preparation of the financial statements are set out below. These policies have been consistently applied to all the years presented, unless otherwise stated.

New or amended Accounting Standards and Interpretations adopted

The Company has adopted all of the new or amended Accounting Standards and Interpretations issued by the Australian Accounting Standards Board ('AASB') that are mandatory for the current reporting period.

Any new or amended Accounting Standards or Interpretations that are not yet mandatory have not been early adopted.

Basis of preparation

These general purpose financial statements have been prepared in accordance with Australian Accounting Standards and Interpretations issued by the Australian Accounting Standards Board ('AASB'), the Australian Charities and Not-for-profits Commission Act 2012 and New South Wales legislation the Charitable Fundraising Act 1991 and associated regulations and the Corporations Act 2001, as appropriate for not-for profit oriented entities. These financial statements also comply with International Financial Reporting Standards as issued by the International Accounting Standards Board ('IASB').

Critical accounting estimates

The preparation of the financial statements requires the use of certain critical accounting estimates. It also requires management to exercise its judgement in the process of applying the Company's accounting policies. The areas involving a higher degree of judgement or complexity, or areas where assumptions and estimates are significant to the financial statements, are disclosed in note 2.

Comparative figures

When required by Accounting Standards, comparative figures have been adjusted to conform to changes in presentation for the current financial year.

Revenue recognition

The Company recognises revenue as follows:

Revenue from contracts with customers

Revenue is recognised at an amount that reflects the consideration to which the Company is expected to be entitled in exchange for transferring goods or services to a customer. For each contract with a customer, the Company: identifies the contract with a customer; identifies the performance obligations in the contract; determines the transaction price which takes into account estimates of variable consideration and the time value of money; allocates the transaction price to the separate performance obligations on the basis of the relative stand-alone selling price of each distinct good or service to be delivered; and recognises revenue when or as each performance obligation is satisfied in a manner that depicts the transfer to the customer of the goods or services promised.

Variable consideration within the transaction price, if any, reflects concessions provided to the customer such as discounts, rebates and refunds, any potential bonuses receivable from the customer and any other contingent events. Such estimates are determined using either the 'expected value' or 'most likely amount' method. The measurement of variable consideration is subject to a constraining principle whereby revenue will only be recognised to the extent that it is highly probable that a significant reversal in the amount of cumulative revenue recognised will not occur. The measurement constraint continues until the uncertainty associated with the variable consideration is subsequently resolved. Amounts received that are subject to the constraining principle are recognised as a refund liability.

Sale of goods

Revenue from the sale of goods is recognised at the point in time when the customer obtains control of the goods, which is generally at the time of delivery.

Rendering of services

Revenue from the rendering of a service is recognised upon the delivery of the service to the customers.

Donations

Donations, appeals and bequests are recognised on a receipt basis.

Raffles

Revenue relating to raffles is recognised when the raffle is completed and drawn.

The Kids' Cancer Project
Notes to the financial statements
30 June 2023

Note 1. Significant accounting policies (continued)

Interest

Interest revenue is recognised as interest accrues using the effective interest method. This is a method of calculating the amortised cost of a financial asset and allocating the interest income over the relevant period using the effective interest rate, which is the rate that exactly discounts estimated future cash receipts through the expected life of the financial asset to the net carrying amount of the financial asset.

Other revenue

Other revenue is recognised when it is received or when the right to receive payment is established.

Income tax

As the Company is a charitable institution in terms of subsection 50-5 of the Income Tax Assessment Act 1997, as amended, it is exempt from paying income tax.

Current and non-current classification

Assets and liabilities are presented in the statement of financial position based on current and non-current classification.

An asset is classified as current when: it is either expected to be realised or intended to be sold or consumed in the Company's normal operating cycle; it is held primarily for the purpose of trading; it is expected to be realised within 12 months after the reporting period; or the asset is cash or cash equivalent unless restricted from being exchanged or used to settle a liability for at least 12 months after the reporting period. All other assets are classified as non-current.

A liability is classified as current when: it is either expected to be settled in the Company's normal operating cycle; it is held primarily for the purpose of trading; it is due to be settled within 12 months after the reporting period; or there is no unconditional right to defer the settlement of the liability for at least 12 months after the reporting period. All other liabilities are classified as non-current.

Deferred tax assets and liabilities are always classified as non-current.

Cash and cash equivalents

Cash and cash equivalents includes cash on hand, deposits held at call with financial institutions, other short-term, highly liquid investments with original maturities of three months or less that are readily convertible to known amounts of cash and which are subject to an insignificant risk of changes in value.

Trade and other receivables

Trade receivables are initially recognised at fair value and subsequently measured at amortised cost using the effective interest method, less any allowance for expected credit losses. Trade receivables are generally due for settlement within 30 days.

The Company has applied the simplified approach to measuring expected credit losses, which uses a lifetime expected loss allowance. To measure the expected credit losses, trade receivables have been grouped based on days overdue.

Other receivables are recognised at amortised cost, less any allowance for expected credit losses.

Inventories

Inventories are stated at the lower of cost and net realisable value on a 'first in first out' basis. Cost comprises of purchase and delivery costs, net of rebates and discounts received or receivable.

Inventories acquired at no cost or for nominal consideration are valued at the current replacement cost at the date of acquisition

Stock on hand is stated at the lower of cost and net realisable value. Cost comprises of purchase and delivery costs, net of rebates and discounts received or receivable.

Net realisable value is the estimated selling price in the ordinary course of business less the estimated costs of completion and the estimated costs necessary to make the sale.

The Kids' Cancer Project
Notes to the financial statements
30 June 2023

Note 1. Significant accounting policies (continued)

Property, plant and equipment

Each class of property, plant and equipment is carried at cost or fair value less, where applicable, any accumulated depreciation and impairment losses.

Plant and equipment is stated at historical cost less accumulated depreciation and impairment. Historical cost includes expenditure that is directly attributable to the acquisition of the items.

The carrying amount of plant and equipment is reviewed annually to ensure it is not in excess of the recoverable amount from these assets. The recoverable amount is assessed on the basis of the expected net cash flows that will be received from the assets' employment and subsequent disposal. The expected net cash flows have been discounted to their present values in determining recoverable amounts.

Subsequent costs are included in the asset's carrying amount or recognised as a separate asset as appropriate, only when it is probable that future economic benefits associated with the item will flow to the Company and the cost of the item can be measured reliably. All other repairs and maintenance are charged to the statement profit or loss and other comprehensive income during the financial period in which they are incurred.

Depreciation is calculated on a straight-line basis to write off the net cost of each item of property, plant and equipment (excluding land) over their expected useful lives as follows:

Furniture & fixtures	15% - 20%
Office equipment	25% - 35%
IT equipment	33%
Motor vehicles	20%
Leasehold improvements	15% - 20%

The residual values, useful lives and depreciation methods are reviewed, and adjusted if appropriate, at each reporting date.

Leasehold improvements are depreciated over the unexpired period of the lease or the estimated useful life of the assets, whichever is shorter.

An item of property, plant and equipment is derecognised upon disposal or when there is no future economic benefit to the company. Gains and losses between the carrying amount and the disposal proceeds are taken to profit or loss. When revalued assets are sold, amounts included in the revaluation reserve relating to that asset are transferred to retained earnings.

An asset's carrying amount is written down immediately to its recoverable amount if the asset's carrying amount is greater than its estimated recoverable amount. A formal assessment of recoverable amount made when impairment indicators are present (refer to Note 1 (f) for details of impairment).

Right-of-use assets

A right-of-use asset is recognised at the commencement date of a lease. The right-of-use asset is measured at cost, which comprises the initial amount of the lease liability, adjusted for, as applicable, any lease payments made at or before the commencement date net of any lease incentives received, any initial direct costs incurred, and, except where included in the cost of inventories, an estimate of costs expected to be incurred for dismantling and removing the underlying asset, and restoring the site or asset.

Right-of-use assets are depreciated on a straight-line basis over the unexpired period of the lease or the estimated useful life of the asset, whichever is the shorter. Where the Company expects to obtain ownership of the leased asset at the end of the lease term, the depreciation is over its estimated useful life. Right-of use assets are subject to impairment or adjusted for any remeasurement of lease liabilities.

The Company has elected not to recognise a right-of-use asset and corresponding lease liability for short-term leases with terms of 12 months or less and leases of low-value assets. Lease payments on these assets are expensed to profit or loss as incurred.

Note 1. Significant accounting policies (continued)

Intangible assets

Software

Significant costs associated with software are deferred and amortised on a straight-line basis over the period of their expected benefit, being their finite life of 5 years. It is assessed annually for impairment.

Borrowing costs

Costs in relation to borrowings are capitalised as an asset and amortised on a straight-line basis over the period of the finance arrangement.

Impairment of non-financial assets

Non-financial assets are reviewed for impairment at the end of each reporting period or whenever events or changes in circumstances indicate that the carrying amount may not be recoverable. An impairment loss is recognised for the amount by which the asset's carrying amount exceeds its recoverable amount in the statement of profit or loss and other comprehensive income.

Recoverable amount is the higher of an asset's fair value less costs of disposal and value-in-use. The value-in-use is the present value of the estimated future cash flows relating to the asset using a pre-tax discount rate specific to the asset or cash-generating unit to which the asset belongs. Assets that do not have independent cash flows are grouped together to form a cash-generating unit.

Trade and other payables

These amounts represent liabilities for goods and services provided to the Company prior to the end of the financial year and which are unpaid. Due to their short-term nature they are measured at amortised cost and are not discounted. The amounts are unsecured and are usually paid within 30 days of recognition.

Lease liabilities

A lease liability is recognised at the commencement date of a lease. The lease liability is initially recognised at the present value of the lease payments to be made over the term of the lease, discounted using the interest rate implicit in the lease or, if that rate cannot be readily determined, the Company's incremental borrowing rate. Lease payments comprise of fixed payments less any lease incentives receivable, variable lease payments that depend on an index or a rate, amounts expected to be paid under residual value guarantees, exercise price of a purchase option when the exercise of the option is reasonably certain to occur, and any anticipated termination penalties. The variable lease payments that do not depend on an index or a rate are expensed in the period in which they are incurred.

Lease liabilities are measured at amortised cost using the effective interest method. The carrying amounts are remeasured if there is a change in the following: future lease payments arising from a change in an index or a rate used; residual guarantee; lease term; certainty of a purchase option and termination penalties. When a lease liability is remeasured, an adjustment is made to the corresponding right-of use asset, or to profit or loss if the carrying amount of the right-of-use asset is fully written down.

Provisions

Provisions are recognised when the Company has a present (legal or constructive) obligation as a result of a past event, it is probable the Company will be required to settle the obligation, and a reliable estimate can be made of the amount of the obligation. The amount recognised as a provision is the best estimate of the consideration required to settle the present obligation at the reporting date, taking into account the risks and uncertainties surrounding the obligation. If the time value of money is material, provisions are discounted using a current pre-tax rate specific to the liability. The increase in the provision resulting from the passage of time is recognised as a finance cost.

The Company provides funding for research, which due to the timing of the funding, can be either fully or partially unpaid at the end of the reporting period. Provision is made for the Company's liability for unpaid awards at the end of the reporting period.

Employee benefits

Short-term employee benefits

Liabilities for wages and salaries, including non-monetary benefits, annual leave and long service leave expected to be settled wholly within 12 months of the reporting date are measured at the amounts expected to be paid when the liabilities are settled.

The Kids' Cancer Project
Notes to the financial statements
30 June 2023

Note 1. Significant accounting policies (continued)

Other long-term employee benefits

The liability for annual leave and long service leave not expected to be settled within 12 months of the reporting date are measured at the present value of expected future payments to be made in respect of services provided by employees up to the reporting date using the projected unit credit method. Consideration is given to expected future wage and salary levels, experience of employee departures and periods of service. Expected future payments are discounted using market yields at the reporting date on national government bonds with terms to maturity and currency that match, as closely as possible, the estimated future cash outflows.

Fair value measurement

When an asset or liability, financial or non-financial, is measured at fair value for recognition or disclosure purposes, the fair value is based on the price that would be received to sell an asset or paid to transfer a liability in an orderly transaction between market participants at the measurement date; and assumes that the transaction will take place either: in the principal market; or in the absence of a principal market, in the most advantageous market.

Fair value is measured using the assumptions that market participants would use when pricing the asset or liability, assuming they act in their economic best interests. For non-financial assets, the fair value measurement is based on its highest and best use. Valuation techniques that are appropriate in the circumstances and for which sufficient data are available to measure fair value, are used, maximising the use of relevant observable inputs and minimising the use of unobservable inputs.

Goods and Services Tax ('GST') and other similar taxes

Revenues, expenses and assets are recognised net of the amount of associated GST, unless the GST incurred is not recoverable from the tax authority. In this case it is recognised as part of the cost of the acquisition of the asset or as part of the expense.

Receivables and payables are stated inclusive of the amount of GST receivable or payable. The net amount of GST recoverable from, or payable to, the tax authority is included in other receivables or other payables in the statement of financial position.

Cash flows are presented on a gross basis. The GST components of cash flows arising from investing or financing activities which are recoverable from, or payable to the tax authority, are presented as operating cash flows.

Commitments and contingencies are disclosed net of the amount of GST recoverable from, or payable to, the tax authority.

New Accounting Standards and Interpretations not yet mandatory or early adopted

Australian Accounting Standards and Interpretations that have recently been issued or amended but are not yet mandatory, have not been early adopted by the Company for the annual reporting period ended 30 June 2023. The Company has not yet assessed the impact of these new or amended Accounting Standards and Interpretations.

Note 2. Critical accounting judgements, estimates and assumptions

The preparation of the financial statements requires management to make judgements, estimates and assumptions that affect the reported amounts in the financial statements. Management continually evaluates its judgements and estimates in relation to assets, liabilities, contingent liabilities, revenue and expenses. Management bases its judgements, estimates and assumptions on historical experience and on other various factors, including expectations of future events, management believes to be reasonable under the circumstances. The resulting accounting judgements and estimates will seldom equal the related actual results. The judgements, estimates and assumptions that have a significant risk of causing a material adjustment to the carrying amounts of assets and liabilities (refer to the respective notes) within the next financial year are discussed below.

Fair value measurement hierarchy

The Company is required to classify all assets and liabilities, measured at fair value, using a three level hierarchy, based on the lowest level of input that is significant to the entire fair value measurement, being: Level 1: Quoted prices (unadjusted) in active markets for identical assets or liabilities that the entity can access at the measurement date; Level 2: Inputs other than quoted prices included within Level 1 that are observable for the asset or liability, either directly or indirectly; and Level 3: Unobservable inputs for the asset or liability. Considerable judgement is required to determine what is significant to fair value and therefore which category the asset or liability is placed in can be subjective.

Note 2. Critical accounting judgements, estimates and assumptions (continued)

The fair value of assets and liabilities classified as level 3 is determined by the use of valuation models. These include discounted cash flow analysis or the use of observable inputs that require significant adjustments based on unobservable inputs.

Estimation of useful lives of assets

The Company determines the estimated useful lives and related depreciation and amortisation charges for its property, plant and equipment and finite life intangible assets. The useful lives could change significantly as a result of technical innovations or some other event. The depreciation and amortisation charge will increase where the useful lives are less than previously estimated lives, or technically obsolete or non-strategic assets that have been abandoned or sold will be written off or written down.

Lease term

The lease term is a significant component in the measurement of both the right-of-use asset and lease liability. Judgement is exercised in determining whether there is reasonable certainty that an option to extend the lease or purchase the underlying asset will be exercised, or an option to terminate the lease will not be exercised, when ascertaining the periods to be included in the lease term. In determining the lease term, all facts and circumstances that create an economical incentive to exercise an extension option, or not to exercise a termination option, are considered at the lease commencement date. Factors considered may include the importance of the asset to the Company's operations; comparison of terms and conditions to prevailing market rates; incurrence of significant penalties; existence of significant leasehold improvements; and the costs and disruption to replace the asset. The Company reassesses whether it is reasonably certain to exercise an extension option, or not exercise a termination option, if there is a significant event or significant change in circumstances.

Employee benefits provision

As discussed in note 1, the liability for employee benefits expected to be settled more than 12 months from the reporting date are recognised and measured at the present value of the estimated future cash flows to be made in respect of all employees at the reporting date. In determining the present value of the liability, estimates of attrition rates and pay increases through promotion and inflation have been taken into account.

Lease make good provision

A provision has been made for the present value of anticipated costs for future restoration of leased premises. The provision includes future cost estimates associated with closure of the premises. The calculation of this provision requires assumptions such as application of closure dates and cost estimates. The provision recognised for each site is periodically reviewed and updated based on the facts and circumstances available at the time. Changes to the estimated future costs for sites are recognised in the statement of financial position by adjusting the asset and the provision. Reductions in the provision that exceed the carrying amount of the asset will be recognised in profit or loss.

Note 3. Other expenses

	2023	2022
	\$	\$
Other expenses	587,181	820,611
Audit remuneration	33,096	27,292
	<u>620,277</u>	<u>847,903</u>

Note 4. Current assets - cash and cash equivalents

	2023	2022
	\$	\$
Cash on hand	200	200
Cash at bank	3,360,030	3,661,308
Cash on term deposit	124,011	123,847
	<u>3,484,241</u>	<u>3,785,355</u>

The Kids' Cancer Project
Notes to the financial statements
30 June 2023

Note 5. Current assets - trade and other receivables

	2023	2022
	\$	\$
Trade receivables	66,150	161,286
Less: Allowance for expected credit losses	<u>(46,000)</u>	<u>(36,000)</u>
	20,150	125,286
Other receivables	<u>2,732</u>	<u>14,019</u>
	<u><u>22,882</u></u>	<u><u>139,305</u></u>

Allowance for expected credit losses

The ageing of the receivables and allowance for expected credit losses provided for above are as follows:

	Expected credit loss rate		Carrying amount	
	2023	2022	2023	2022
	%	%	\$	\$
0 to 3 months overdue	11%	11%	13,177	140,672
Over 6 months overdue	85%	100%	<u>52,973</u>	<u>20,614</u>
			<u>66,150</u>	<u>161,286</u>

Note 6. Current assets - Other assets

	2023	2022
	\$	\$
Accrued income	-	90,487
Deposit paid	24,172	23,060
Prepayments	164,611	266,506
GST receivable	124,411	111,232
Research grant prepayments	<u>117,728</u>	<u>159,283</u>
	<u>430,922</u>	<u>650,568</u>

Note 7. Current assets - inventories

	2023	2022
	\$	\$
Bears - at cost	41,592	57,657
Cryptocurrency	<u>20,000</u>	<u>20,000</u>
	<u>61,592</u>	<u>77,657</u>

The Kids' Cancer Project
Notes to the financial statements
30 June 2023

Note 8. Non-current assets - property, plant and equipment

	2023	2022
	\$	\$
Leasehold improvements - at cost	243,920	243,920
Less: Accumulated depreciation	(132,148)	(91,487)
	<u>111,772</u>	<u>152,433</u>
Fixtures and fittings - at cost	11,423	11,423
Less: Accumulated depreciation	(7,737)	(6,303)
	<u>3,686</u>	<u>5,120</u>
Motor vehicles - at cost	35,856	35,856
Less: Accumulated depreciation	(15,000)	(7,829)
	<u>20,856</u>	<u>28,027</u>
Office equipment - at cost	64,008	34,730
Less: Accumulated depreciation	(39,610)	(27,106)
	<u>24,398</u>	<u>7,624</u>
	<u><u>160,712</u></u>	<u><u>193,204</u></u>

Reconciliations

Reconciliations of the written down values at the beginning and end of the current and previous financial year are set out below:

	Leasehold improvements \$	Fixtures and fittings \$	Motor vehicles \$	Office equipment \$	Total \$
Balance at 1 July 2021	193,095	5,523	35,199	12,139	245,956
Additions	-	1,003	-	2,229	3,232
Depreciation expense	(40,662)	(1,406)	(7,172)	(6,744)	(55,984)
	<u>152,433</u>	<u>5,120</u>	<u>28,027</u>	<u>7,624</u>	<u>193,204</u>
Balance at 30 June 2022	152,433	5,120	28,027	7,624	193,204
Additions	-	-	-	29,278	29,278
Depreciation expense	(40,661)	(1,434)	(7,171)	(12,504)	(61,770)
	<u>111,772</u>	<u>3,686</u>	<u>20,856</u>	<u>24,398</u>	<u>160,712</u>

Note 9. Non-current assets - right-of-use assets

	2023	2022
	\$	\$
Land and buildings - right-of-use	1,623,284	1,623,284
Less: Accumulated depreciation	(911,708)	(644,866)
	<u>711,576</u>	<u>978,418</u>

The Kids' Cancer Project
Notes to the financial statements
30 June 2023

Note 9. Non-current assets - right-of-use assets (continued)

Reconciliations

Reconciliations of the written down values at the beginning and end of the current and previous financial year are set out below:

	Land and buildings \$	Total \$
Balance at 1 July 2021	1,245,259	1,245,259
Depreciation expense	<u>(266,841)</u>	<u>(266,841)</u>
Balance at 30 June 2022	978,418	978,418
Depreciation expense	<u>(266,842)</u>	<u>(266,842)</u>
Balance at 30 June 2023	<u><u>711,576</u></u>	<u><u>711,576</u></u>

Note 10. Non-current assets - intangibles

	2023 \$	2022 \$
Software - at cost	489,915	484,323
Less: Accumulated amortisation	<u>(372,619)</u>	<u>(313,391)</u>
	117,296	170,932
Capital work in progress	<u>74,128</u>	<u>94,026</u>
	<u><u>191,424</u></u>	<u><u>264,958</u></u>

Reconciliations

Reconciliations of the written down values at the beginning and end of the current and previous financial year are set out below:

	Software \$	Capital work in progress \$	Total \$
Balance at 1 July 2021	232,486	-	232,486
Additions	5,565	94,026	99,591
Amortisation expense	<u>(67,119)</u>	<u>-</u>	<u>(67,119)</u>
Balance at 30 June 2022	170,932	94,026	264,958
Additions	5,592	-	5,592
Disposals - cost	-	(19,898)	(19,898)
Amortisation expense	<u>(59,228)</u>	<u>-</u>	<u>(59,228)</u>
Balance at 30 June 2023	<u><u>117,296</u></u>	<u><u>74,128</u></u>	<u><u>191,424</u></u>

The Kids' Cancer Project
Notes to the financial statements
30 June 2023

Note 11. Current liabilities - trade and other payables

	2023	2022
	\$	\$
Trade payables	725,049	545,067
Accrued expense	1,127,478	1,498,195
PAYG payable	38,008	24,642
	<u>1,890,535</u>	<u>2,067,904</u>

Refer to note 19 for further information on financial instruments.

Note 12. Current liabilities - lease liabilities

	2023	2022
	\$	\$
Lease liability	<u>284,725</u>	<u>260,662</u>

Note 13. Current liabilities - employee benefits

	2023	2022
	\$	\$
Annual leave	195,561	166,273
Long service leave	48,311	43,287
	<u>243,872</u>	<u>209,560</u>

Note 14. Non-current liabilities - lease liabilities

	2023	2022
	\$	\$
Lease liability	<u>527,827</u>	<u>814,499</u>

Note 15. Non-current liabilities - employee benefits

	2023	2022
	\$	\$
Long service leave	<u>70,437</u>	<u>46,794</u>

Note 16. Equity - retained surpluses

	2023	2022
	\$	\$
Retained surpluses at the beginning of the financial year	2,566,107	2,093,928
Surplus/(deficit) after income tax expense for the year	(609,093)	472,179
Retained surpluses at the end of the financial year	<u>1,957,014</u>	<u>2,566,107</u>

The Kids' Cancer Project
Notes to the financial statements
30 June 2023

Note 17. Results of activities

	2023 \$	2022 \$
Raffles		
Gross Revenue from Raffles	70,123	310,314
Less: Direct Costs of Raffles (prizes, call centre, printing, mailing, bank and merchant fees)	<u>(55,104)</u>	<u>(276,706)</u>
Gross Surplus from Raffles	15,019	33,608
<i>Gross Margin from Raffles</i>	21%	11%
Merchandise		
Gross Revenue from Merchandise	959,547	1,264,442
Less: Direct Costs of Merchandise	<u>(677,490)</u>	<u>(723,907)</u>
Gross Surplus from Merchandise	282,057	540,535
<i>Gross Margin from Merchandise</i>	29%	43%
Donations		
Gross Revenue from Donations	7,760,453	7,810,334
Less: Direct Costs of Donations	<u>(2,221,476)</u>	<u>(2,023,807)</u>
Gross Surplus from Donations	5,538,977	5,786,527
<i>Gross Margin from Donations</i>	69%	74%
Fundraising		
Gross Revenue from Fundraising	8,790,123	9,385,090
Less: Direct Costs of Fundraising	<u>(2,954,070)</u>	<u>(3,024,420)</u>
Gross Surplus from Fundraising	5,836,053	6,360,670
<i>Gross Margin from Fundraising</i>	66%	68%

The Kids' Cancer Project is committed to the ongoing improvement in fundraising effectiveness through acquisition and retention of its supporter base and the continuing reduction of relative costs. Our total funds raised in the year have been very strong despite being impacted by a challenging economic environment that include Increased interest rates, war and increased cost of living challenges on many of our donor community.

Some factors impacting the gross surplus from fundraising during the financial year are comprised of the following:

- In line with strategy, FY2023 saw a greater focus on high impact regular giving. The traditional telemarketing raffle program was replaced by a smaller digital raffle campaign with four Play for Purpose Raffles being conducted online. The reduction in revenue from this funding stream was \$240,191 compared with FY2022.
- Overall fundraising income decreased by 6.3% compared with the previous year. The year-on-year improvement in gross margin seen in previous years did not materialise in FY2023 which saw a 2% decrease in gross margin from 68% in FY2022 to 66% in FY2023. This result was mainly attributed to merchandise gross margin which was reduced to 29% compared with 43% prior year due to a reduction in bear sales and the donations gross margin which was reduced from 74% in the prior year to 71% in FY2023 due to a reduction in giving from our quarterly direct mail appeals, noting however a strong increase in regular giving gross margin in the current year due to cost containment.

Growth in Regular Giving to over 10,000 donors, with income from this revenue stream increasing by \$146,763 (6%) compared with FY2022.

- Donations in FY2023 included bequests of \$292,384 as against FY2021 of \$19,201. Excluding bequests, donation gross profit decreased year on year by \$421,524, being a decrease of 7%. The key factors contributing to this decrease included a decrease in community fundraising income, driven primarily by The Better Challenge, following this events enormous success in the prior year. Donations as a proportion of total gross surplus increased from 91% in FY2022 to 95% in FY2023.

Fundraising expenses include specific direct costs and exclude salaries and allowances and other expenses not directly related to fundraising.

The Kids' Cancer Project
Notes to the financial statements
30 June 2023

Note 18. Research funding and related expenditure

Research title	2023 \$	2022 \$
Monash University, National biobank network to support paediatric and AYA cancer research	57,508	72,439
ANZCHOG, Partnership to advance national research and clinical trials	150,000	158,182
ANZCHOG, Early Career Researchers Grant Partnership	10,000	-
Telethon Kids Institute, Enhancing radiation therapy using brain specific immunotherapy	54,278	78,957
University of New South Wales, Targeting NAD pathway as a new therapeutic strategy for high risk leukaemia children	46,060	-
University of New South Wales, Application of gene-silencing nanodrugs	99,518	99,518
UNSW, 'Ready, Steady, School, Development and evaluation of supportive resources for children and adolescents returning to school after cancer	18,667	-
Macquarie University, "Cage fighting" with Neuroblastoma	-	31,963
UNSW, Pre-clinical development of novel immune therapy for paediatric cancers	20,000	80,000
ANZCHOG, Support paediatric & AYA cancer research	68,400	60,824
Neulene CA PdCCRS, Personalised target therapy for adolescent and young adult medulloblastoma	52,109	66,824
Understanding genetic basis of chemotherapy-induced cardiomyopathy in paediatric oncology survivors	-	95,741
Targeting Polio like kinase 1 as a novel therapeutic opportunity for DIPG	-	92,761
Developing Treatments for vincristine-induced neuropathy	-	94,629
SAHMRI, Elucidating drug sensitivity and the clonal evolution of PH -like ALL in adolescents	56,804	75,738
UNSW, Reboot Kids. Nutrition Program	39,936	83,114
Advocacy in support of childhood cancer research	675,166	426,400
Royal Hobart Hospital / Garvan Institute, Clinical trial access	24,982	118,400
ANZSA Sarcoma Fellowship Sponsorship	42,500	42,500
Murdoch Institute, Pharmacogenetics real-time implementation of rare toxicity predisposition	67,500	132,500
Murdoch Institute, A combined genetic and follicle density risk prediction approach to identifying infertility risk in paediatric cancer patients (GENIE)	100,584	-
Children's Cancer Institute, UNSW, Epigenetic targeted therapy in Diffuse Intrinsic Pontine Glioma (DIPG)	-	84,979
Children's Cancer Institute, Cancer Australia PdCCRS, Enhanced polyamine depletion as a novel therapy for aggressive childhood cancers	79,998	79,998
Institute of Molecular Bioscience -The University of Queensland, PdCCRS, To determine the molecular basis of resistance to CDK4/6 inhibition	119,326	140,274
Telethon Kids Institute, Preclinical drug testing pipeline to evaluate the efficacy of PARP inhibitors for infants with acute lymphoblastic leukaemia.	47,969	95,939
University of Western Australia, PdCCRS, Intra-operative immunotherapy to prevent relapse in soft tissue sarcoma	49,381	98,763
The University of Melbourne, Sir Peter MacCullum Dept Oncology, Targeting altered serine metabolism in MLL re-arranged paediatric AML	109,169	54,585
The University of Newcastle, Pharmaco- phospho-proteo genomics of paediatric High-Grade Gliomas (HGG)	210,180	50,000
Cancer Australia, PdCCRS, Identification of megakaryocyte and platelet bone marrow niches	50,000	50,000
Queensland University of Technology, Reducing the long-term side effects of chemotherapy in cancer survivors	99,381	49,690
UNSW, iBounce - a digital health education program to improve childhood cancer survivor's self efficacy to engage in physical activity	193,428	49,965
UNSW, Children's Cancer Institute, Exploiting the DNA damage response in paediatric sarcoma	87,216	43,608
UNSW, Children's Cancer Institute, Simultaneous detection of chemotherapy resistance and targeted agent sensitivity using single cell sequencing of residual malignant tissues	110,000	55,000
Queensland University of Technology, From Bench to Bedside - Developing an Osteosarcoma precision oncology workflow	99,724	49,862
Hudson Institute of Medical Research, Identification of a sarcoma molecular prognostic and therapy resistance signature	74,371	66,101
Sydney Children's Hospital Foundation, Clinical translation of CAR T cell therapy for the treatment of sarcoma	90,500	50,000

The Kids' Cancer Project
Notes to the financial statements
30 June 2023

Note 18. Research funding and related expenditure (continued)

Telethon Kid's Institute, Connect 1903, A Pilot and Surgical Study of Larotrectinib for treatment of children with newly diagnosed High-Grade Glioma with NTKR	10,760	16,922
Medical Research Future Fund - Brain Cancer Research Grant	-	158,824
The University of Western Australia, Discovering new ways to treat deadly childhood brain cancers by understanding the unique immune system of the childhood brain	80,000	-
UNSW, Novel combination of drug strategies aimed at inactivating the cancer driven gene MYCN	25,000	-
Queensland University of Technology, Responding to late effects in survivors of childhood cancer - RECOVER	99,916	-
Col Reynolds Fellowship, Children's Cancer Institute, Dissecting drug resistance and guiding targeted therapy in paediatric gliomas	5,000	-
Col Reynolds Fellowship, The Peter MacCallum Cancer Centre, Improving outcomes for relapsed acute lymphoblastic leukaemia	120,000	-
Col Reynolds Fellowship, The Murdoch Children's Research Institute, Breathe easier after transplantation (haematopoietic); understanding infectious and non-infectious complications	5,000	-
Col Reynolds Fellowship, The Murdoch Children's Research Institute, Implementation of genomic testing and software informed dosing interventions	68,000	-
Col Reynolds Fellowship, The Australian Centre for Health Services Innovation, The financial burden of paediatric cancers on families - impact, needs and preferences	5,000	-
Col Reynolds Fellowship / UNSW and University of Melbourne, Exploring the psychosocial impact of genomic sequencing technologies for the diagnosis of cancer predisposition syndromes	5,000	-
The Telethon Kids Institute, Towards safe and effective immunotherapy for soft tissue sarcoma	44,665	-
Westmead Childrens Hospital / Monash University, An international scientific program in clinical research to improve outcomes of newly diagnosed EWING sarcoma - trail 1	100,000	-

Funding Accrued in Previous Year applied to FY 23 Research Projects

Medical Research Future Fund - Brain Cancer Research Grant applied to Col Reynolds Fellowships	(158,824)	-
Telethon Kids Institute, Medulloblastoma applied to The University of Western Australia, New ways to treat childhood brain cancers by understanding the immune system of the childhood brain	(79,996)	-
	<u>3,334,176</u>	<u>3,005,000</u>

Note 19. Financial instruments

Financial risk management objectives

The Company's activities expose it to a variety of financial risks: market risk (including foreign currency risk, price risk and interest rate risk), credit risk and liquidity risk. The Company's overall risk management program focuses on the unpredictability of financial markets and seeks to minimise potential adverse effects on the financial performance of the Company. The Company uses derivative financial instruments such as forward foreign exchange contracts to hedge certain risk exposures. Derivatives are exclusively used for hedging purposes, i.e., not as trading or other speculative instruments. The Company uses different methods to measure different types of risk to which it is exposed. These methods include sensitivity analysis in the case of interest rate, foreign exchange and other price risks, ageing analysis for credit risk and beta analysis in respect of investment portfolios to determine market risk.

Risk management is carried out by senior finance executives ('finance') under policies approved by the Board of Responsible Persons ('the Board'). These policies include identification and analysis of the risk exposure of the Company and appropriate procedures, controls, and risk limits. Finance identifies, evaluates and hedges financial risks within the Company's operating units. Finance reports to the Board on a monthly basis.

The Kids' Cancer Project
Notes to the financial statements
30 June 2023

Note 19. Financial instruments (continued)

	2023 \$	2022 \$
Financial Assets		
Cash and Cash Equivalents	3,848,241	3,785,355
Financial Liabilities		
Trade and other payables	1,890,535	2,067,904

Market risk

Foreign currency risk

The company do not undertake transactions denominated in foreign currency and is not exposed to foreign currency risk through foreign exchange rate fluctuations.

Price risk

The Company is not exposed to any significant price risk.

Interest rate risk

The Company is not exposed to material interest rate risk.

Credit risk

Credit risk refers to the risk that a counterparty will default on its contractual obligations resulting in financial loss to the Company. The Company has a strict code of credit, including obtaining agency credit information, confirming references and setting appropriate credit limits. The Company obtains guarantees where appropriate to mitigate credit risk. The maximum exposure to credit risk at the reporting date to recognised financial assets is the carrying amount, net of any provisions for impairment of those assets, as disclosed in the statement of financial position and notes to the financial statements. The Company does not hold any collateral.

The Company has adopted a lifetime expected loss allowance in estimating expected credit losses to trade receivables through the use of a provisions matrix using fixed rates of credit loss provisioning. These provisions are considered representative across all customers of the Company based on recent sales experience, historical collection rates and forward-looking information that is available.

Generally, trade receivables are written off when there is no reasonable expectation of recovery. Indicators of this include the failure of a debtor to engage in a repayment plan, no active enforcement activity and a failure to make contractual payments for a period greater than 1 year.

Liquidity risk

Vigilant liquidity risk management requires the Company to maintain sufficient liquid assets (mainly cash and cash equivalents) and available borrowing facilities to be able to pay debts as and when they become due and payable.

The Company manages liquidity risk by maintaining adequate cash reserves and available borrowing facilities by continuously monitoring actual and forecast cash flows and matching the maturity profiles of financial assets and liabilities.

Fair value of financial instruments

Unless otherwise stated, the carrying amounts of financial instruments reflect their fair value.

Note 20. Capital management.

Management controls the capital of the Company to ensure that adequate cash flows are generated to fund research programs and that returns from investments are maximised.

Risk management policies are approved and reviewed by the Board on a regular basis. These include credit risks and policies and future cash flow requirements.

The Kids' Cancer Project
Notes to the financial statements
30 June 2023

Note 20. Capital management (continued)

Management effectively manages the Company's capital by assessing the Company's financial risks and responding to changes in these risks and the market. There have been no changes in the strategy adopted by management to control the capital of the Company since the previous financial year.

Note 21. Contingent liabilities

A bank guarantee for \$122,833 has been established with a third party in relation to the property lease rental and is in place for the term of the lease (2022: \$122,833).

Note 22. Related party transactions

Transactions with related parties

There were no transactions with related parties during the current and previous financial year.

Receivable from and payable to related parties

There were no trade receivables from or trade payables to related parties at the current and previous reporting date.

Loans to/from related parties

There were no loans to or from related parties at the current and previous reporting date.

Note 23. Events after the reporting period

No matter or circumstance has arisen since 30 June 2023 that has significantly affected, or may significantly affect the Company's operations, the results of those operations, or the Company's state of affairs in future financial years.

Note 24. Reconciliation of surplus/(deficit) after income tax to net cash from/(used in) operating activities

	2023	2022
	\$	\$
Surplus/(deficit) after income tax expense for the year	(609,093)	472,179
Adjustments for:		
Depreciation and amortisation	387,841	389,944
Net loss/(gain) on disposal of property, plant and equipment	19,898	(13,000)
Change in operating assets and liabilities:		
Decrease/(increase) in trade and other receivables	116,423	(112,303)
Decrease/(increase) inventories	16,065	(67,803)
Decrease/(increase) in other assets	219,646	89,729
Increase/(decrease) in employee benefits	57,955	44,946
Increase/(decrease) in deferred income	(35,000)	88,939
Increase/(decrease) in trade and other payables	(177,370)	724,610
Net cash from/(used in) operating activities	<u>(3,635)</u>	<u>1,617,241</u>

Independent auditor's report to the members of The Kids' Cancer Project

Report on the audit of the financial report

Opinion

We have audited the financial report of The Kids' Cancer Project (the Company), which comprises the statement of financial position as at 30 June 2023, the statement of profit or loss and other comprehensive income, the statement of changes in equity and the statement of cash flows for the year then ended, and notes to the financial statements, including significant accounting policy information, and the responsible persons' declaration.

In our opinion, the accompanying financial report of The Kids' Cancer Project has been prepared in accordance with Division 60 of the *Australian Charities and Not-for-profits Commission Act 2012*, including:

- a. giving a true and fair view of the The Kids' Cancer Project's financial position as at 30 June 2023 and of its financial performance for the year then ended; and
- b. complying with Australian Accounting Standards – Simplified Disclosure Requirements and Division 60 of the *Australian Charities and Not-for-profits Commission Regulations 2022*.

Basis for opinion

We conducted our audit in accordance with Australian Auditing Standards. Our responsibilities under those standards are further described in the Auditor's Responsibilities for the Audit of the Financial Report section of our report. We are independent of the Group in accordance with the auditor independence requirements of the *Australian Charities and Not-for-profits Commission Act 2012* (ACNC Act) and the ethical requirements of the Accounting Professional and Ethical Standards Board's *APES 110 Code of Ethics for Professional Accountants (including Independence Standards)* (the Code) that are relevant to our audit of the financial report in Australia. We have also fulfilled our other ethical responsibilities in accordance with the Code.

We believe that the audit evidence we have obtained is sufficient and appropriate to provide a basis for our opinion.

Other information

The Responsible Persons are responsible for the other information. The other information comprises the information included in the Company's annual report for the year ended 30 June 2023, but does not include the financial report and our auditor's report thereon.

Our opinion on the financial report does not cover the other information and accordingly we do not express any form of assurance conclusion thereon.

In connection with our audit of the financial report, our responsibility is to read the other information and, in doing so, consider whether the other information is materially inconsistent with the financial report or our knowledge obtained in the audit or otherwise appears to be materially misstated.

If, based on the work we have performed, we conclude that there is a material misstatement of this other information, we are required to report that fact. We have nothing to report in this regard.

Responsibilities of the Responsible Persons for the financial report

The Responsible Persons of the Company are responsible for the preparation of the financial report that gives a true and fair view in accordance with Australian Accounting Standards – Simplified Disclosure Requirements and the *Australian Charities and Not-for-profits Commission Act 2012*. The Responsible Persons responsibility also includes such internal control as the Responsible Persons determine is necessary to enable the preparation of the financial report that gives a true and fair view and is free from material misstatement, whether due to fraud or error.

In preparing the financial report, the Responsible Persons are responsible for assessing the Company's ability to continue as a going concern, disclosing, as applicable, matters related to going concern and using the going concern basis of accounting unless the Responsible Persons either intend to liquidate the Company or to cease operations, or have no realistic alternative but to do so.

The Responsible Persons are responsible for overseeing the Company's financial reporting process.

Auditor's responsibilities for the audit of the financial report

Our objectives are to obtain reasonable assurance about whether the financial report as a whole is free from material misstatement, whether due to fraud or error, and to issue an auditor's report that includes our opinion. Reasonable assurance is a high level of assurance, but is not a guarantee that an audit conducted in accordance with Australian Auditing Standards will always detect a material misstatement when it exists. Misstatements can arise from fraud or error and are considered material if, individually or in the aggregate, they could reasonably be expected to influence the economic decisions of users taken on the basis of this financial report.

A further description of our responsibilities for the audit of the financial report is located at the Auditing and Assurance Standards Board website at:

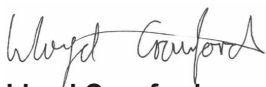
https://www.auasb.gov.au/auditors_responsibilities/ar4.pdf

This description forms part of our auditor's report.

Yours faithfully



William Buck
Accountants & Advisors
ABN: 16 021 300 521



Lloyd Crawford
Partner
Sydney, 13 November 2023

FOLLOW US:

 THE KIDS' CANCER PROJECT

 @KIDSCANCERPROJ

 @THEKIDSCANCERPROJECT

 THE KIDS' CANCER PROJECT



THE KIDS' CANCER PROJECT

PO BOX 6400

ALEXANDRIA NSW 2015

1800 651 158

info@tkcp.org.au

thekidscancerproject.org.au